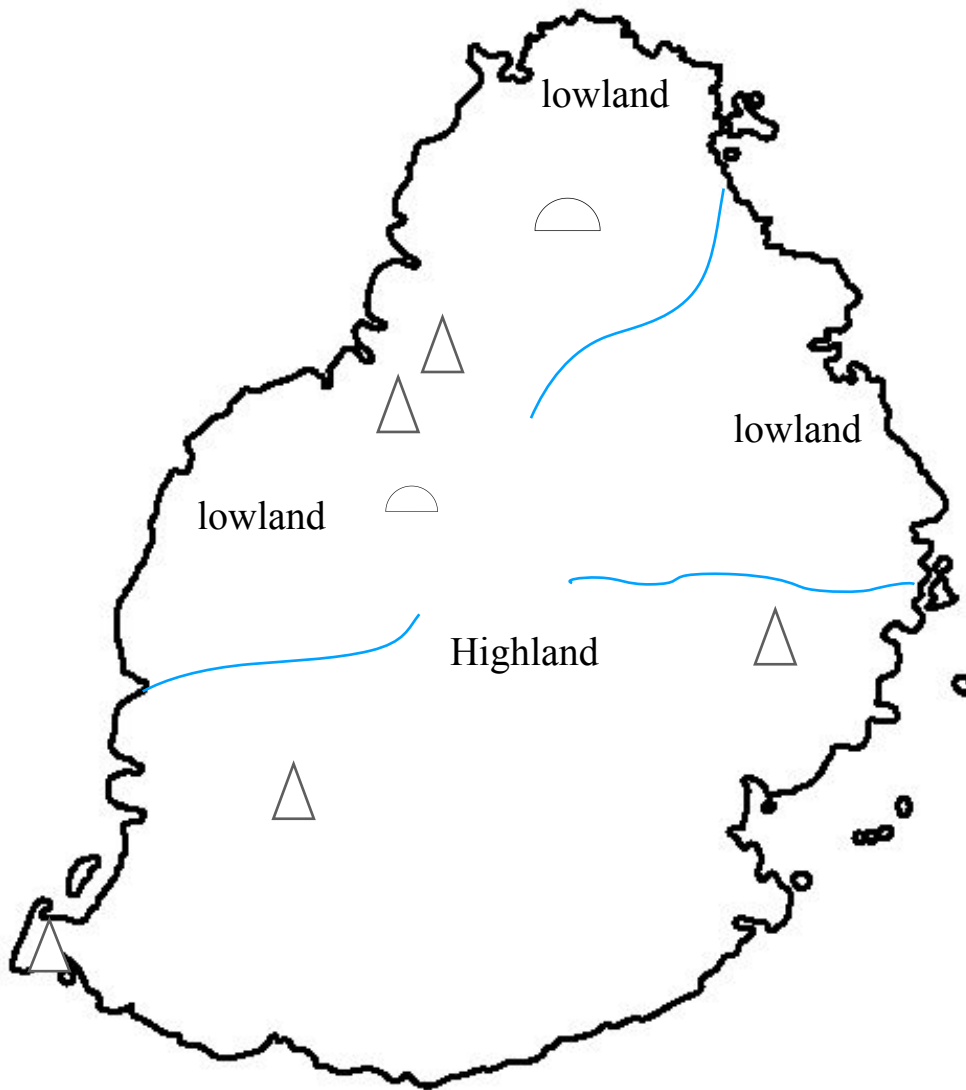





Qu 1. Follow the directions below to complete the table:

- 1. Draw a red flower in the middle square.**
- 2. Draw a purple dress below the red flower.**
- 3. Draw a banana to the right of the purple dress.**
- 4. Draw a pink ball above the banana.**
- 5. Draw a green leaf to the left of the red flower.**
- 6. Draw a pencil above the green leaf.**
- 7. Draw a yellow fish below the green leaf.**
- 8. Draw a blue mug above the pink ball.**
- 9. Draw a basket above the red flower.**

Qu 2. Observe the map carefully and complete the exercise below:



Write the names of these symbols found on the map.

	A _____
	A _____
	A _____